



## In Brief: Tobacco, Alcohol and Drug Use in Prince Edward Island and Canada, Canadian Student Tobacco, Alcohol and Drugs Survey

The Canadian Student Tobacco, Alcohol and Drugs Survey (CSTADS; formerly the Youth Smoking Survey (YSS)) is a biennial school-based survey of Canadian students in grades 6-12. The Propel Centre for Population Health Impact has led the implementation of CSTADS since 2004. In the province of Prince Edward Island, CSTADS has been implemented alongside the SHAPES-PEI survey since 2008. This collaboration has resulted in a near-census sample of schools participating in the survey and a random sample of eligible students in those schools. Additional information about the survey can be found at [cstads.ca](http://cstads.ca).

### Tobacco Use in Prince Edward Island and Canada, 2008/2009 - 2014/2015 CSTADS

The following table displays tobacco use rates in Prince Edward Island and Canada using a variety of standard measures. In Prince Edward Island, tobacco use rates on all measures outlined in table 1 are significantly higher than the national rates. Additionally, the 2014/2015 results show a statistically significant increase in the use of menthol cigarettes, little cigars or cigarillos and any tobacco product in Prince Edward Island since 2012/2013. Menthol and other youth-targeted flavouring entice students to start using tobacco products. Prince Edward Island can join in support for a renewed federal tobacco strategy and set its own targets for reducing use.

Table 1: Tobacco Use (percentage) in Prince Edward Island and Canada, Grade 6-12 Students, 2008/2009 - 2014/2015 Canadian Student Tobacco, Alcohol and Drugs Survey

	2014/2015		2012/2013		2010/2011		2008/2009	
	PE	CA	PE	CA	PE	CA	PE	CA
Current smoking (cigarettes)	6.6	3.4	6.8	4.5	6.0	5.6	7.6	7.7
Ever tried cigarettes	25.5	17.6	24.8	23.8	25.0	26.2	29.8	33.3
Cigarette use (past 30 days)	11.5	6.2	10.1	7.9	9.9	9.7	12.0	12.9
E-cigarette use (past 30 days)	9.8	5.7	-	-	-	-	-	-
Menthol cigarette use (past 30 days)	4.3	2.7	3.0	2.8	3.4	3.2	-	-
Little cigars or cigarillos use (past 30 days) *	5.4	4.0	4.3	4.6	3.5	5.3	6.1	9.1
Any tobacco product use (past 30 days) *†	16.1	10.3	13.8	12.3	12.0	13.6	15.0	18.0

\*Question format change in 2014/2015 and missing respondents removed from denominator in 2008/2009, 2010/2011 and 2012/2013.  
†Includes cigarettes, pipe, little cigars or cigarillos, cigars, roll-your-own, bidis, smokeless, water-pipe, and blunt wraps. Bidis, blunt wraps and water-pipe were not included on the 2008/2009 questionnaire and pipe was not included in the 2014/2015 questionnaire.  
Note: The 2014/2015 results reported for PE are statistically significantly higher than the 2014/2015 Canada results.

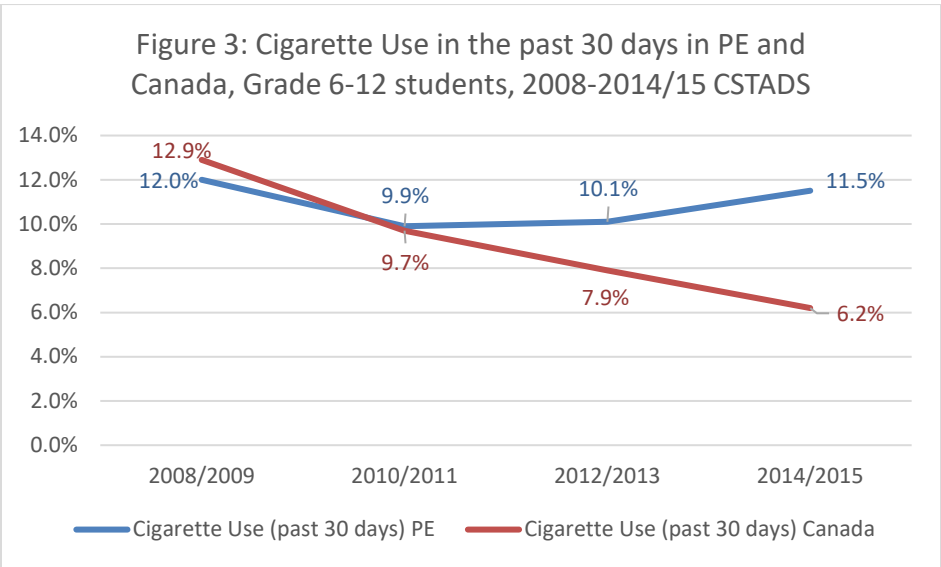
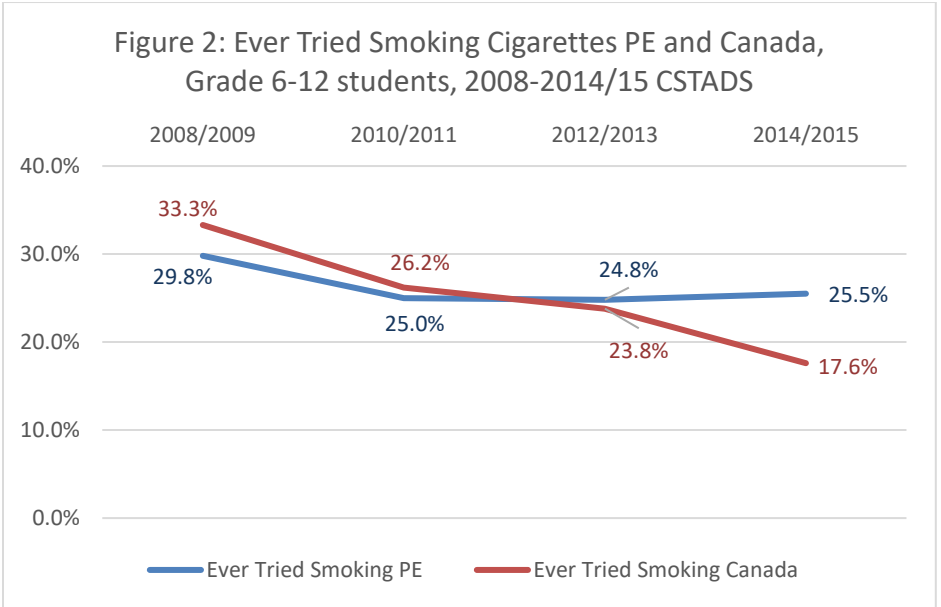
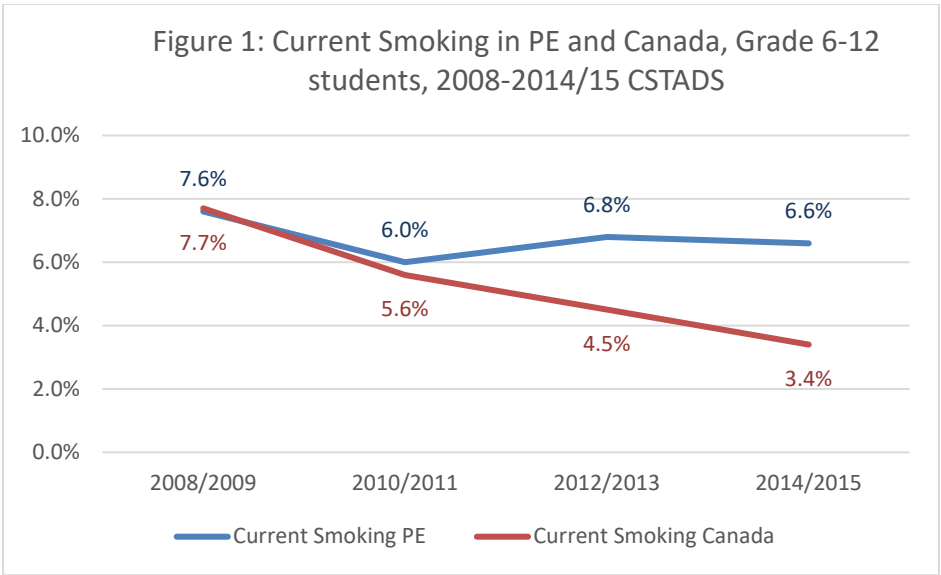


Figure 4: Menthol Cigarette Use in the past 30 days in PE and Canada, Grades 6-12 students, 2010-2014/15 CSTADS

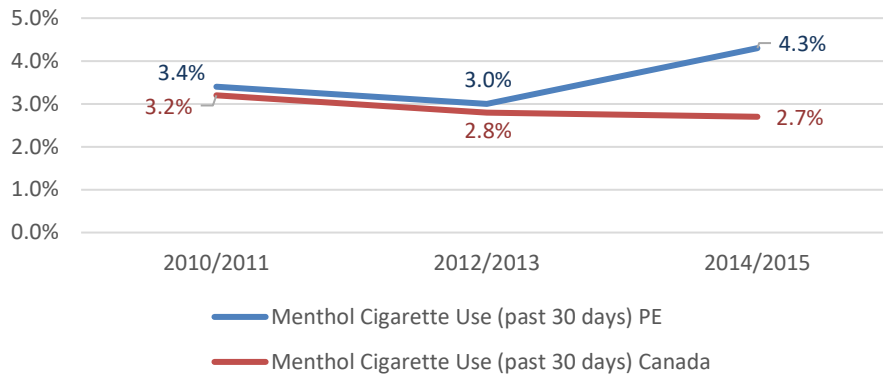


Figure 5: Little Cigar/Cigarillos Use in the past 30 days in PE and Canada, Grade 6-12 students, 2008-2014/15 CSTADS

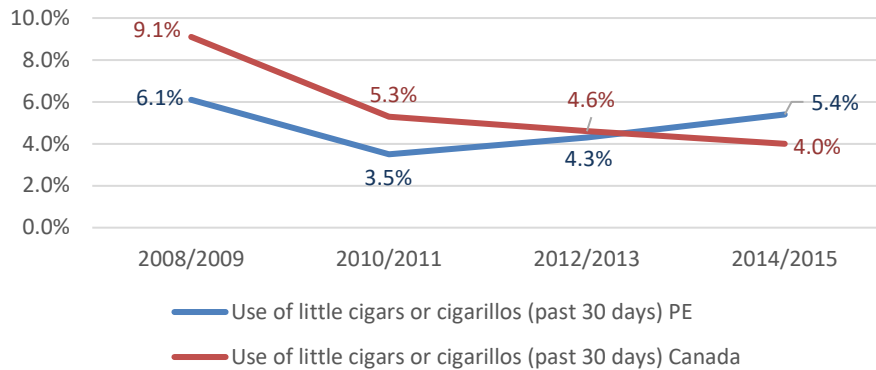
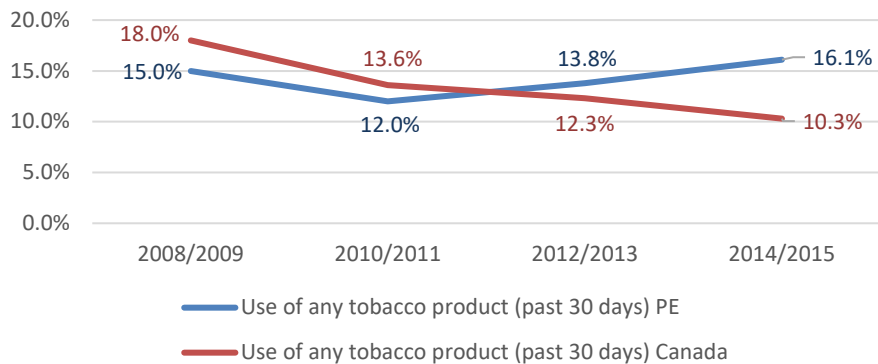


Figure 6: Use of Any Tobacco Product in the past 30 days in PE and Canada, Grades 6-12 students, 2008-2014/15 CSTADS



## Alcohol and Drug Use in Prince Edward Island and Canada, 2008/2009 – 2014/2015 CSTADS

The following table displays alcohol and drug use rates in Prince Edward Island and Canada. Alcohol use, binge drinking and cannabis use rates in Prince Edward Island are statistically significantly higher than the national rates. Additionally, the 2014/2015 CSTADS results show a statistically significant increase in the use of alcohol since 2012/2013.

Table 2: Alcohol and Drug Use (percentage) in Prince Edward Island and Canada, Grade 7-12 Students, 2008/2009 – 2014/2015 Canadian Student Tobacco, Alcohol and Drugs Survey

	2014/2015		2012/2013		2010/2011		2008/2009	
	PE	CA	PE	CA	PE	CA	PE	CA
Alcohol Use (past 12 months)	42.8	39.5	38.8	40.9	41.8	45.4	45.7	53.0
Binge drinking (past 12 months) ‡	32.2	23.7	31.2	29.2	32.5	33.3	36.6	39.0
Cannabis use (past 12 months)	24.8	16.5	20.7	19.3	18.8	21.2	17.9	27.3
Pharmaceutical use (past 12 months) €	4.9	3.7	5.6	4.0	6.2	5.3	7.6	6.7

‡ Binge drinking is defined as having five or more drinks of alcohol on one occasion.  
 € Includes sedatives or tranquilizers, stimulants, medicine to treat ADHD, and pain relievers. 2014/2015 also includes oxycodone and fentanyl.  
 Note: The 2014/2015 results for PE for alcohol use, binge drinking and cannabis use are statistically significantly higher than the 2014/2015 Canada results.

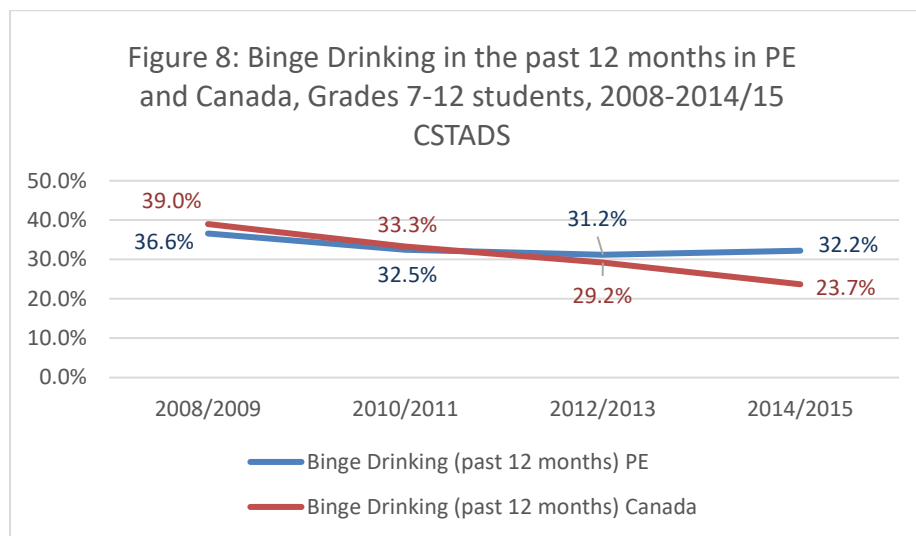
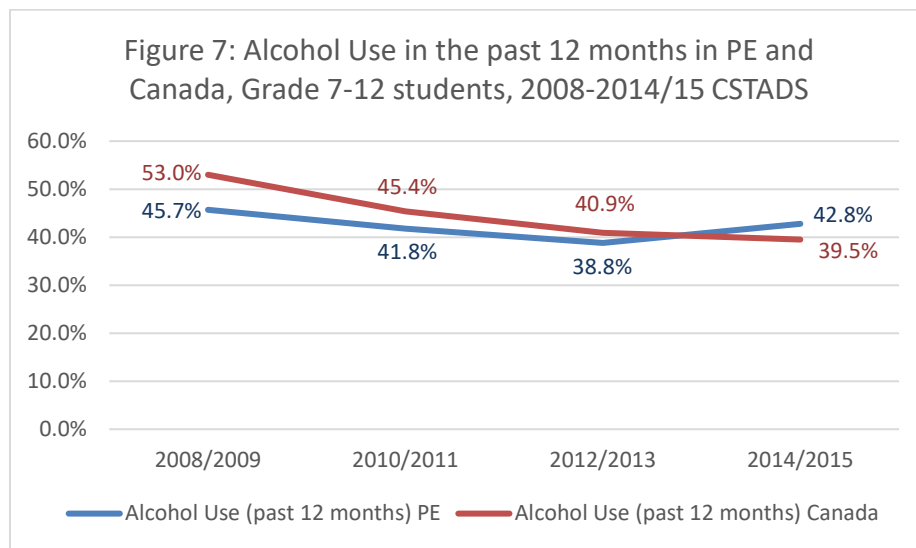
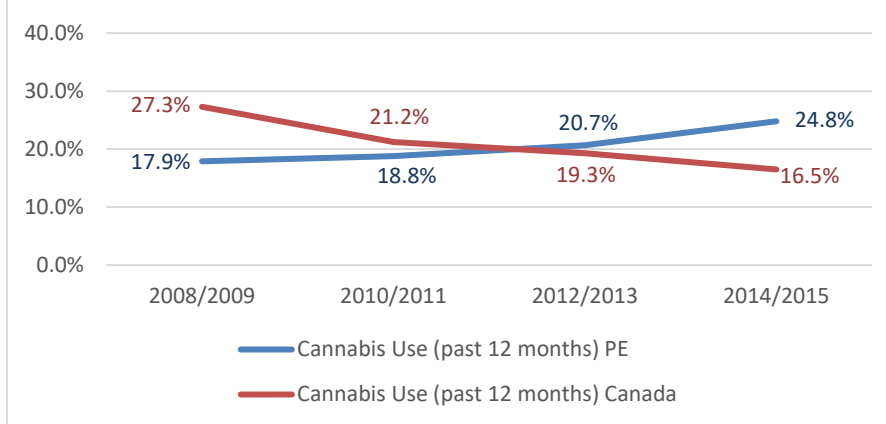


Figure 9: Cannabis Use in the past 12 months in PE and Canada, Grades 7-12 students, 2008-2014/15  
CSTADS



### Acknowledgements

These analyses were supported by the Canadian Cancer Society grant #2011-701019, through the Propel Centre for Population Health Impact. Data used for this research were taken from Health Canada’s Canadian Student Tobacco, Alcohol and Drugs Survey (formerly the Youth Smoking Survey), which was conducted for Health Canada by the Propel Centre for Population Health Impact at the University of Waterloo. Health Canada has not reviewed, approved, nor endorsed this research. Any views expressed or conclusions drawn herein do not necessarily represent those of Health Canada.

### Suggested citation

Manske S, Cumming T, Rynard V. (2016). *In Brief: Tobacco, Alcohol and Drug Use in Prince Edward Island and Canada, 2008/2009 – 2014/2015 Canadian Student Tobacco, Alcohol and Drugs Survey*. Waterloo, Ontario: Propel Centre for Population Health Impact, University of Waterloo.

Prepared by the Propel Centre for Population Health Impact. For further information regarding this summary, please contact:

[propel@uwaterloo.ca](mailto:propel@uwaterloo.ca)

Propel funded by:



Canadian Cancer Society

Société canadienne du cancer



UNIVERSITY OF WATERLOO